

Technical Bulletin #TB2007-01 01-26-07

Electrical Bonding of Gastite® CSST

January 26, 2007

This Technical Bulletin provides requirements for the direct bonding of Gastite® CSST. These requirements supersede any prior documents and are mandatory manufacturer's instructions until such time as requirements are adopted by the appropriate national/state model codes and direct bonding installation instructions are specified therein. This document replaces Technical Bulletin TB2006-04 and Section 4.10 Electrical Bonding/Grounding of the November 2006 Gastite Design & Installation Guide. This Technical Bulletin is effective for all Gastite® CSST installed from this date forward.

Direct bonding of Gastite® CSST is required for all gas-piping systems incorporating Gastite® CSST whether or not the connected gas equipment is electrically powered. This requirement is provided as part of the manufacturer's instruction for single-family and multi-family buildings. Bonding for commercial applications should be designed by engineers knowledgeable in electrical system design and the local electrical code.

Gastite® CSST installed inside or attached to a building or structure shall be electrically continuous and direct bonded to an effective ground-fault current path. The gas piping system shall be considered to be direct bonded when installed in accordance with the following:

The piping is permanently and directly connected to the electrical service equipment enclosure, the grounded conductor at the electrical service, the grounding electrode conductor (where of sufficient size) or to one or more of the grounding electrodes used. A single bond shall be made at or near the service entrance of the structure or the gas meter of each individual housing unit within a multi-family structure. The bonding conductor shall be 6 AWG copper wire. Bonding jumpers shall be attached in an approved manner in accordance with NEC-2005 Article 250.70 and the point of attachment for the bonding jumper shall be accessible. Bonding/grounding clamps listed to UL 467 comply with this requirement. This bond is in addition to any other bonding requirements as specified by local codes.

For attachment to the CSST gas piping system, a single bonding clamp must be attached to either a Gastite® brass fitting, a steel manifold or to any rigid pipe component. The corrugated stainless steel tubing portion of the gas piping system shall not be used as the point of attachment of the bonding conductor at any location along its length under any circumstances. See Figures 1, 2 and 3.

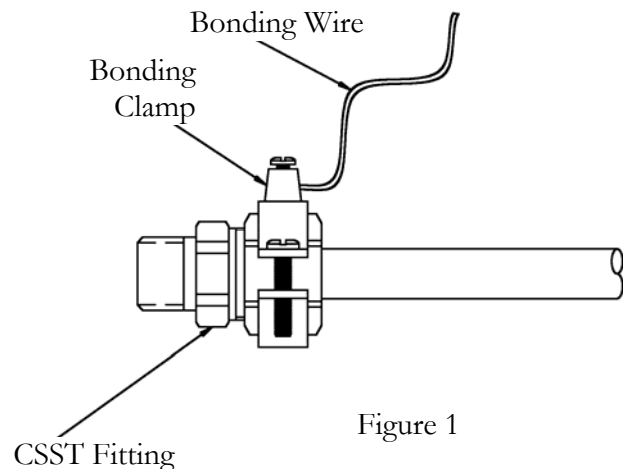


Figure 1

Proper bonding and grounding may reduce the risk of damage and fire from a lightning strike. Lightning is a highly destructive force. Even a nearby lightning strike that does not strike a structure directly can cause systems in the structure to become energized. If the systems are not properly bonded, the differences in potential between the systems may cause the charge to arc to another system. Arcing can cause damage to CSST. Bonding and grounding as set forth above should reduce the risk of arcing and related damage.

Depending upon conditions specific to the location of the structure in which the Gastite system is being installed, including but not limited to whether the area is prone to lightning, the owner of the structure should consider whether a lightning protection system is necessary or appropriate. Lightning protection systems are beyond the scope of this manual, but are covered by NFPA 780, the Standard for the Installation of Lightning Protection Systems, and other standards.

As with all Gastite® guidelines, the techniques outlined within this bulletin are subject to all local fuel gas and building codes.

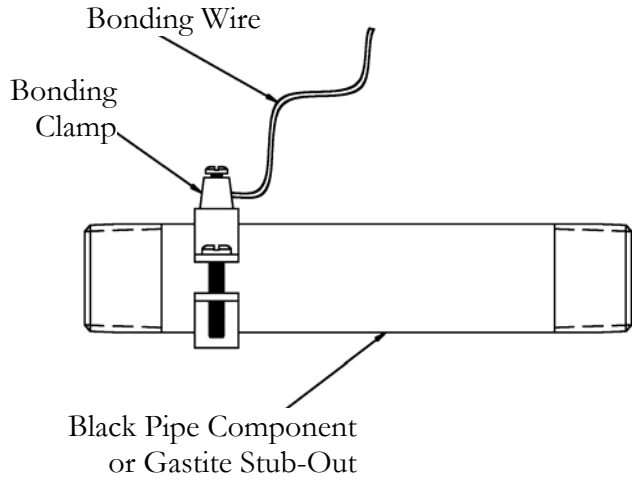


Figure 2

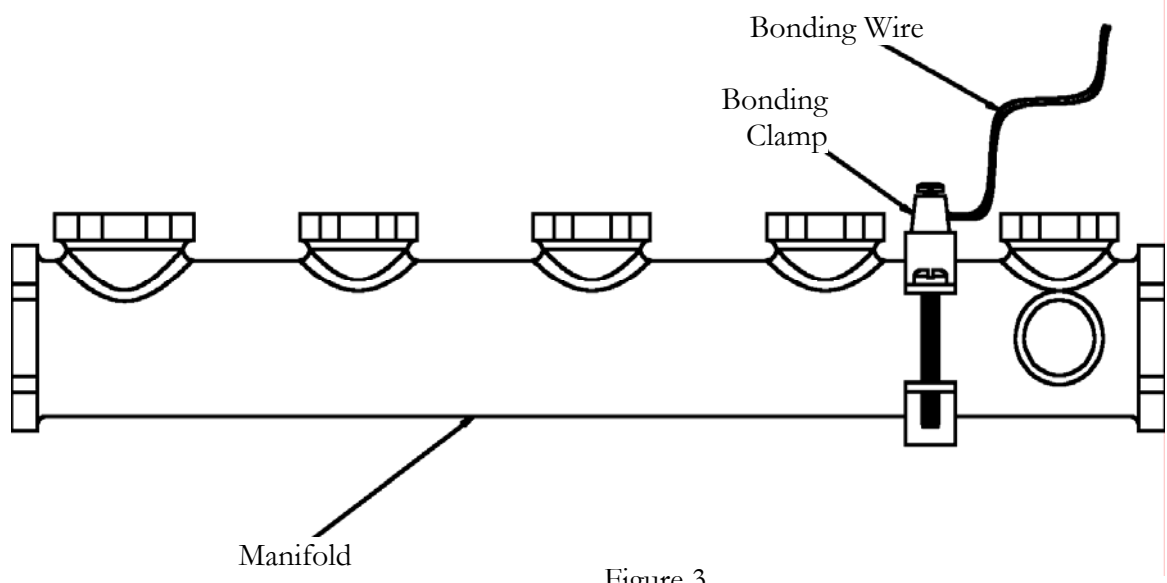


Figure 3