




90° Shut-Off Valve



Wall Application*



Floor Application**



Old School

Benefits

- Eliminates the need for a 90 degree elbow
- Reduces the number of potential leak paths
- Faster to install resulting in reduced cost
- Cleaner appearance
- Keeps gas connection close to the wall
- CSA Certified

* Wall application image is a combination of ball valve on Appliance Stub-Out.

** Floor application image is a combination of ball valve and termination fitting with flange.

Specifications:

- Tested and listed to ASME B16.33 or ANSI Z21.15.

Part Number:	Description:	Package Quantity:	Weight (lbs.)
T90-1/2-10	1/2" FNPT x 1/2" FNPT Low pressure gas shut-off	10/Box	4.6
T90-3/4-10	3/4" FNPT x 3/4" FNPT Low pressure gas shut-off	10/Box	7.6

Call your Gastite representative or distributor to order today!

Rev. 1/10

1-800-662-0208 • gastite@titeflex.com

Titeflex Corporation • 603 Hendee Street, Springfield, MA 01104 • www.gastite.com